


Download our FHR App!



1. On your smartphone, go to your App Store (iPhone) or Play Store (Android).
2. Search “Flint Hills” and install.
6. You may look at notifications, weather and change settings from their own button at the bottom of the menu on iPhones.




3. Open FHR App and click on your preferred FHR location’s cash bids.
4. In top right-hand corner, click the Star to favorite your location. ****This is important to receive FHR notifications.**



5. Select the 3 lines to access the main menu.



On Androids, these options are found at the bottom of the main menu.



7. Pull down and release to refresh cash bids.
8. In the next year, we hope to give you access to tickets, settlements, etc. via this app!